

Internal Quality Assurance Cell (IQAC)

Government College Chowari

District Chamba, H.P. – 176302



Student Feedback Survey Report

Session 2023-24

Compiled By:

- 1. Dr. Vishal Sharma (Mathematics) - Convener**
- 2. Prof. Diksha Kumari (Geography) - Member**
- 3. Prof. Sanjay Kumar (Economics) - Member**
- 4. Prof. Balbir Singh (English) - Member**

Table of Contents

Sr. No.	Content	Page No.
1.	Introduction	3
2.	Objective of the survey	3
3.	Methodology	4
4.	Data representation	4
5.	Sample of the questionnaire	5
6.	Feedback in the tabular form	6-11
7.	Department-wise analysis of the data in the graphical form	12-18
8.	Combined analysis of all the departments in graphical form	19
9.	Conclusion	19

1. Introduction

In line with the recommendations of the Internal Quality Assurance Cell (IQAC) and the suggestion of Dr. P. L. Bhatia, the Principal of Government College Chowari, a survey was conducted to gather student feedback on the quality of the teaching-learning environment in the college. The primary objective of this initiative was to identify areas of improvement and make informed decisions to enhance the overall classroom experience for students. The survey was conducted among 98 students from various departments, and the results of this survey will help guide future interventions to improve teaching methods, infrastructure, and student engagement in the classroom.

2. Objective of the Survey

The main goal of the survey was to collect feedback from students regarding various aspects of the teaching-learning environment. Specifically, the survey sought to:

- Assess the effectiveness of teaching methods and strategies employed by faculty.
- Gauge student satisfaction with classroom resources, infrastructure, and facilities.
- Evaluate student engagement, interaction with faculty, and the overall classroom atmosphere.
- Identify areas for improvement in both academic and non-academic areas of the college experience.

The feedback collected is aimed at fostering continuous improvement, ensuring that the teaching-learning environment meets the expectations and needs of the students, and contributes to a better educational experience.

3. Methodology

A well-structured questionnaire was designed to gather comprehensive data from students. The questionnaire was distributed among 98 students, selected randomly, from various departments of the college. These students were asked to rate several aspects of their classroom experience on a scale of 1 to 5 (1 for below average and 5 for Excellent) and provide open-ended comments on areas they felt needed improvement.

The questionnaire covered the following key areas:

- Time sense.
- Subject command
- Use of teaching aids
- Helping attitude

4. Data Representation

The collected feedback was organized into two main categories:

- **TabularRepresentation:**
The ratings given by the students for each question were compiled in a table for easy analysis. This table presents the frequency distribution of the responses across the different rating categories (Below Average, Average, Good, Very Good and Excellent).
- **GraphicalRepresentation:**
The data was also visualized in graphical form, with department-wise and combined analyses, making it easier to identify trends and patterns in the feedback.

Govt. College Chowari
Internal Quality Assurance Cell (IQAC)
Student Feedback Form

Note: This questionnaire has been developed by Govt. College Chowari, Chamba (H.P.) to collect student feedback to improve the quality of the teaching-learning environment in order to improve the teacher's performance in classroom. Please tick the appropriate box for each of the following items.

Department Class Session

RATING		(Below Avg.) 1	(Avg.) 2	(Good) 3	(Very Good) 4	(Excellent) 5
A) Time Sense						
1.	Regularity in the class					
2.	Punctuality in the class					
3.	Complete syllabus of the course in stipulated time					
4.	Takes regular class test, assignments etc.					
B) Subject Command						
5.	Focus on syllabi					
6.	Self-confidence					
7.	Communication skills					
8.	Delivery style of the lecture					
9.	Refers to the latest developments in the field					
C) Use of teaching aids						
10.	Uses of innovative teaching methods					
11.	Uses Blackboard/Projector/Interactive Panel					
12.	Makes sure that the student understand the concept well					
D) Helping Attitude						
13.	Helps students irrespective of gender/ethnicity/culture					
14.	Helps students overcome learning, emotional and physical challenges					
15.	Helps students in realizing their strengths and career goals					

Additional Remarks (if any) _____

17	Economics	BA 3rd Year	4	3	2	2	3	4	3	4	4	2	1	2	5	3	4
18	Economics	BA 1st Year	4	5	3	5	4	5	5	5	3	4	5	4	4	3	5
19	Geography	BA 1st Year	5	5	5	5	5	5	5	5	5	5	5	5	5	4	5
20	Geography	BA 1st Year	5	5	5	5	5	5	5	5	5	5	5	5	5	4	5
21	Geography	BA 2nd Year	5	5	5	5	5	5	5	5	5	5	5	5	5	5	5
22	Geography	BA 2nd Year	5	5	5	5	5	5	5	5	5	5	5	5	5	5	5
23	Geography	BA 2nd Year	5	5	4	5	4	5	5	5	4	4	4	4	4	4	5
24	Geography	BA 2nd Year	5	5	5	5	5	5	5	5	4	5	5	5	5	5	4
25	Geography	BA 2nd Year	5	5	5	5	5	5	5	5	4	5	5	5	5	4	5
26	Geography	BA 1st Year	5	5	5	5	5	5	5	5	5	5	5	5	5	5	5
27	Geography	BA 1st Year	5	5	5	5	5	5	5	5	5	5	5	5	4	5	5
28	Geography	BA 1st Year	5	5	5	5	5	5	5	5	5	5	5	5	4	5	5
29	Physics	B.Sc. 3rd Year	4	5	4	4	5	5	5	5	5	4	5	5	5	5	5
30	Physics	B.Sc. 3rd Year	4	4	4	5	4	5	4	4	4	4	4	4	4	3	4
31	Physics	B.Sc. 3rd Year	5	4	3	4	3	4	3	4	3	2	4	3	3	4	4
32	Physics	B.Sc. 3rd Year	5	5	5	3	4	5	5	5	3	4	4	5	5	3	4
33	Physics	B.Sc. 3rd Year	4	4	5	5	5	4	5	4	4	3	5	5	5	4	5
34	Physics	B.Sc. 3rd Year	3	4	3	5	1	4	3	5	4	1	2	3	1	4	2
35	Physics	B.Sc. 3rd Year	4	5	5	3	4	5	5	3	4	4	5	4	5	3	5

36	Physics	B.Sc. 3rd Year	5	4	3	4	5	5	5	5	5	4	5	4	5	5	5
37	English	BA 3rd Year	5	5	4	3	4	5	5	5	4	5	5	4	5	5	5
38	English	BA 3rd Year	5	5	5	4	4	5	5	4	5	4	5	5	4	5	5
39	English	BA 3rd Year	5	4	4	5	5	4	5	5	4	4	3	5	4	5	5
40	English	BA 1st Year	5	5	4	5	5	4	4	4	4	4	3	5	5	4	5
41	English	BA 1st Year	5	4	5	4	5	5	4	4	4	5	4	5	4	5	5
42	English	BA 3rd Year	5	5	4	5	4	5	4	5	4	5	4	5	5	4	5
43	English	BA 3rd Year	5	5	5	5	5	5	5	5	5	5	5	5	5	5	5
44	English	BA 3rd Year	5	5	5	4	5	5	5	5	4	5	4	5	5	5	5
45	History	BA 3rd Year	5	4	4	5	5	5	5	5	4	4	4	4	4	4	5
46	History	BA 3rd Year	5	5	5	4	5	5	5	5	5	5	5	5	5	5	5
47	History	BA 3rd Year	4	4	5	5	4	5	4	4	5	4	5	5	4	4	5
48	History	BA 3rd Year	4	5	5	5	5	4	4	5	5	5	5	5	5	5	5
49	History	BA 3rd Year	4	5	4	5	4	5	3	5	4	4	5	5	5	4	4
50	History	BA 3rd Year	4	5	5	5	4	4	4	5	5	5	5	5	5	5	5
51	History	BA 3rd Year	5	5	5	4	5	5	5	5	4	4	5	5	5	5	5
52	History	BA 3rd Year	4	5	4	4	4	5	4	5	4	4	4	5	5	5	5
53	History	BA 3rd Year	5	5	4	4	5	4	4	4	5	4	4	5	4	5	5
54	History	BA 2nd Year	3	4	4	5	5	5	5	5	5	4	4	5	5	5	5
55	History	BA 2nd Year	3	4	4	5	5	5	5	4	4	4	2	5	5	5	5
56	History	BA 1st Year	5	5	5	4	4	4	4	3	3	3	3	5	3	4	5
57	Commerce	B.Com 2nd Year	5	5	5	3	5	5	3	5	5	5	5	5	5	5	5

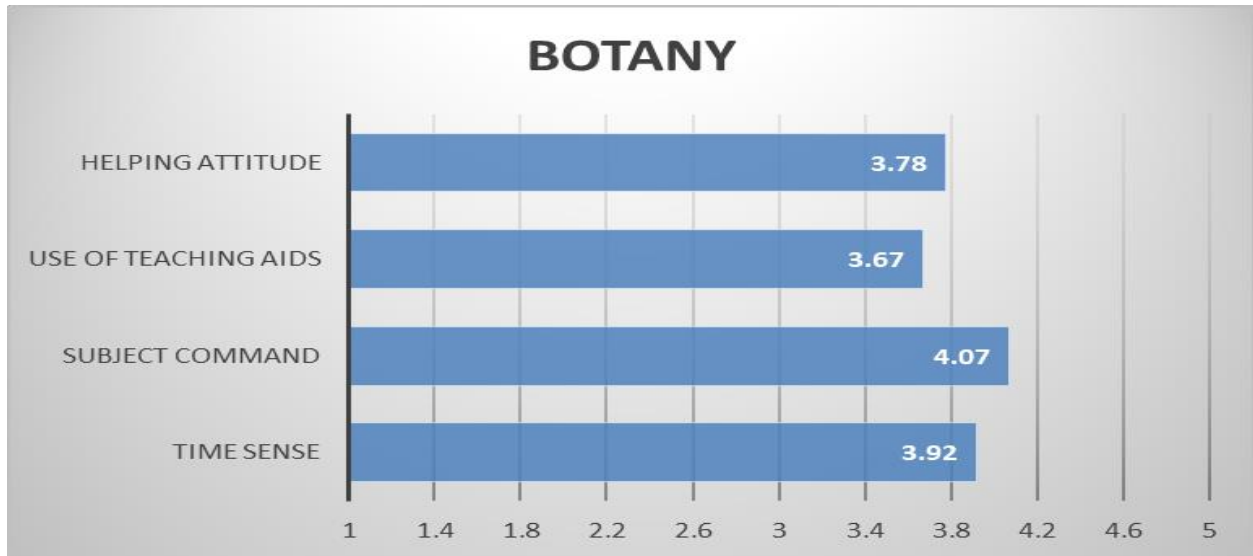
58	Commerce	B.Com 2nd Year	4	5	5	3	5	4	5	5	4	3	4	5	4	4	5
59	Commerce	B.Com 3rd Year	4	4	3	5	4	5	5	5	5	4	5	4	5	5	5
60	Commerce	B.Com 1st Year	4	3	3	5	4	4	4	3	2	4	5	4	4	3	4
61	Commerce	B.Com 1st Year	4	3	3	5	4	4	4	3	2	4	5	4	4	3	4
62	Commerce	B.Com 1st Year	4	3	3	5	4	4	5	3	2	4	5	5	4	3	4
63	Commerce	B.Com 1st Year	5	5	5	4	5	5	4	5	4	4	5	5	5	5	4
64	Commerce	B.Com 2nd Year	4	5	4	5	4	4	4	5	3	4	4	5	5	4	5
65	Hindi	BA 2nd Year	3	3	4	4	2	1	4	4	5	3	4	5	5	4	3
66	Hindi	BA 1st Year	5	5	5	5	5	5	5	5	5	5	5	5	5	5	5
67	Hindi	BA 2nd Year	5	4	5	4	4	4	5	5	4	4	5	4	5	4	5
68	Hindi	BA 1st Year	5	4	1	4	3	4	4	4	4	3	4	4	3	4	4
69	Hindi	BA 1st Year	5	4	5	5	5	5	5	4	4	5	4	5	4	5	5
70	Hindi	BA 1st Year	5	4	5	5	4	4	5	3	5	5	4	5	5	5	4
71	Hindi	BA 2nd Year	5	5	5	5	5	5	5	5	5	5	4	4	5	5	5
72	Botany	B.Sc. 1st Year	5	5	4	3	4	5	5	5	3	1	5	5	4	5	5
73	Botany	B.Sc. 1st Year	3	3	4	3	3	4	4	4	3	4	4	4	4	4	4
74	Botany	B.Sc. 1st Year	5	3	5	4	4	5	3	4	5	2	4	4	3	4	1
75	Mathemati cs	B.Sc. 3rd Year	5	4	4	5	5	5	5	4	3	4	5	4	5	5	4

76	Mathematics	B.Sc. 3rd Year	4	4	5	5	4	5	5	5	3	4	5	5	5	4	4
77	Mathematics	B.Sc. 3rd Year	5	5	5	5	5	5	5	5	4	4	4	5	5	5	4
78	Mathematics	B.Sc. 3rd Year	5	4	5	5	5	5	5	4	4	4	5	5	5	4	5
79	Mathematics	B.Sc. 3rd Year	5	5	5	5	5	5	5	4	4	5	5	5	5	5	5
80	Mathematics	B.Sc. 3rd Year	5	5	4	4	5	4	5	5	5	4	5	5	5	5	4
81	Public Adm.	BA 3rd Year	4	5	5	4	5	5	5	5	5	5	4	4	5	5	5
82	Political Science	BA 1st Year	4	3	3	3	4	4	3	3	3	4	3	4	4	3	3
83	Political Science	BA 1st Year	4	3	4	5	3	4	5	5	3	4	4	3	5	5	4
84	Political Science	BA 1st Year	5	4	5	5	4	4	4	5	5	5	5	5	5	4	5
85	Political Science	BA 1st Year	3	3	4	2	3	5	3	3	4	2	4	3	4	3	3
86	Political Science	BA 1st Year	5	5	5	4	4	5	5	4	4	5	4	5	5	4	5
87	Political Science	BA 2nd Year	5	5	5	5	5	4	5	5	5	5	5	4	5	5	5
88	Political Science	BA 2nd Year	5	5	5	5	5	5	5	5	5	5	5	5	5	5	5
89	Political Science	BA 2nd Year	5	5	5	5	5	5	5	4	5	5	5	5	5	5	5
90	Political Science	BA 2nd Year	5	5	5	5	5	5	5	5	5	5	5	5	5	5	5
91	Economics	BA 3rd Year	5	5	5	4	5	5	5	5	5	5	5	4	5	5	5
92	Economics	BA 3rd Year	5	5	5	4	5	5	5	5	5	5	4	5	5	5	5
93	Chemistry	B.Sc. 3rd Year	4	5	4	4	5	4	5	4	3	3	4	5	5	4	5
94	Chemistry	B.Sc. 3rd Year	5	4	4	3	5	4	4	4	3	3	4	5	5	4	5
95	Public Adm.	BA 3rd Year	5	5	5	5	5	5	4	5	5	5	4	5	5	5	5

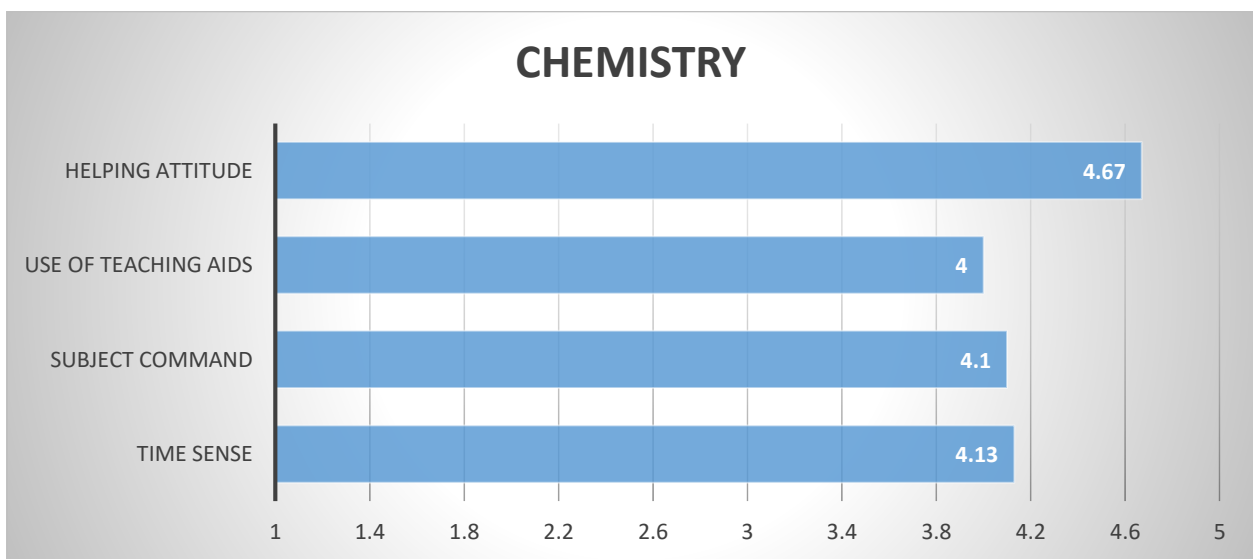
96	Public Adm.	BA 3rd Year	5	5	5	5	5	5	5	5	4	5	5	5	5	5	5
97	Zoology	B.Sc. 2nd Year	5	5	5	5	5	5	5	5	5	5	5	4	5	4	5
98	Zoology	B.Sc. 2nd Year	5	5	5	5	5	5	5	5	5	5	5	4	5	4	5

Department-wise graphical representation (Histogram) of tabulated data:

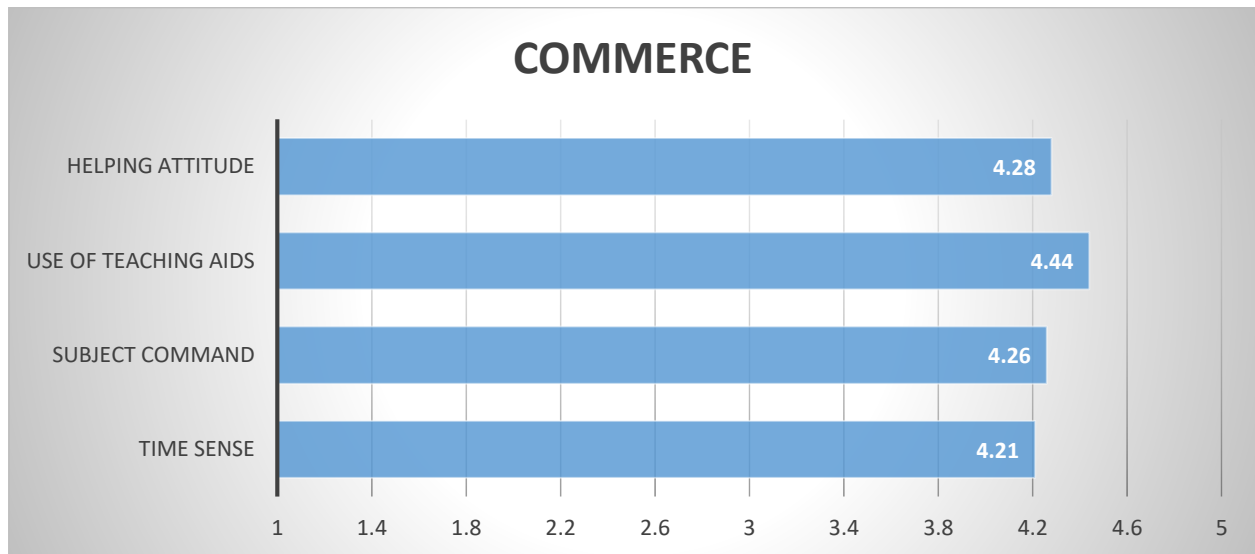
1.



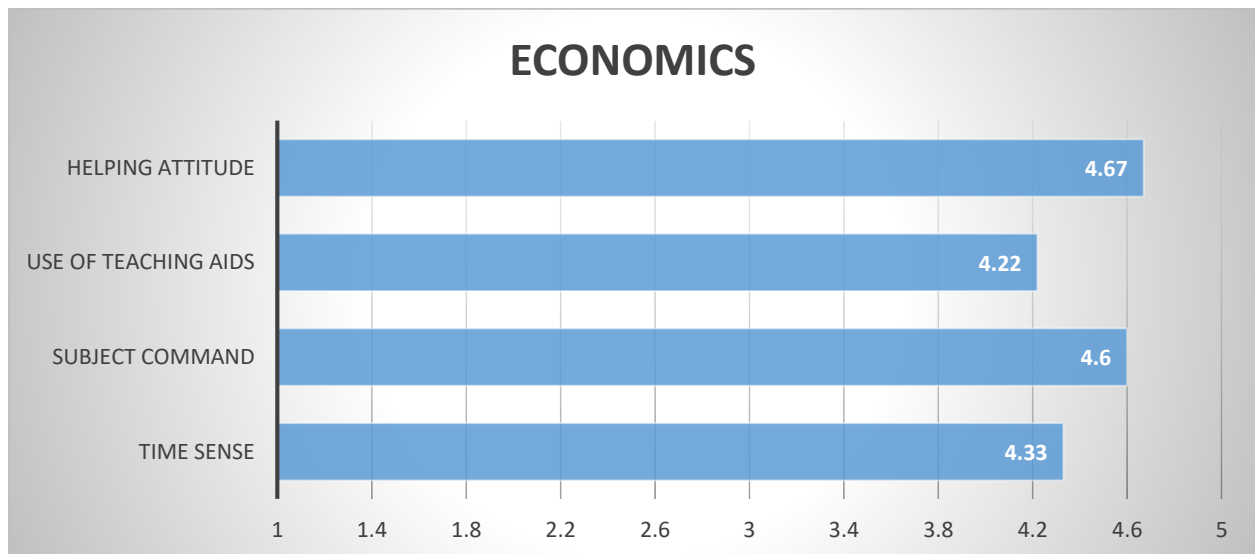
2.



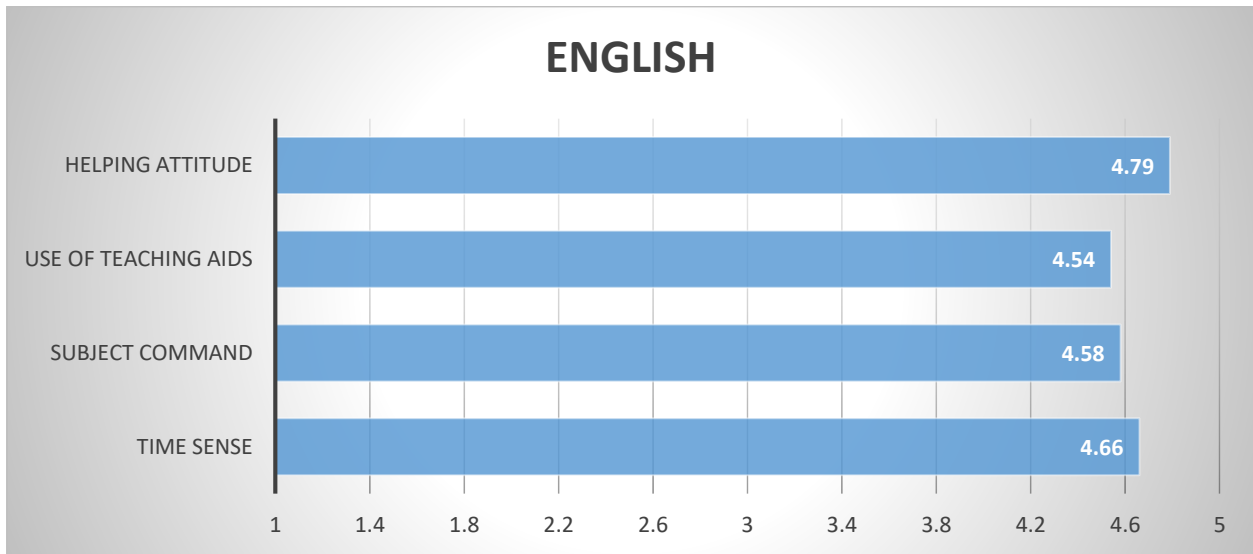
3.



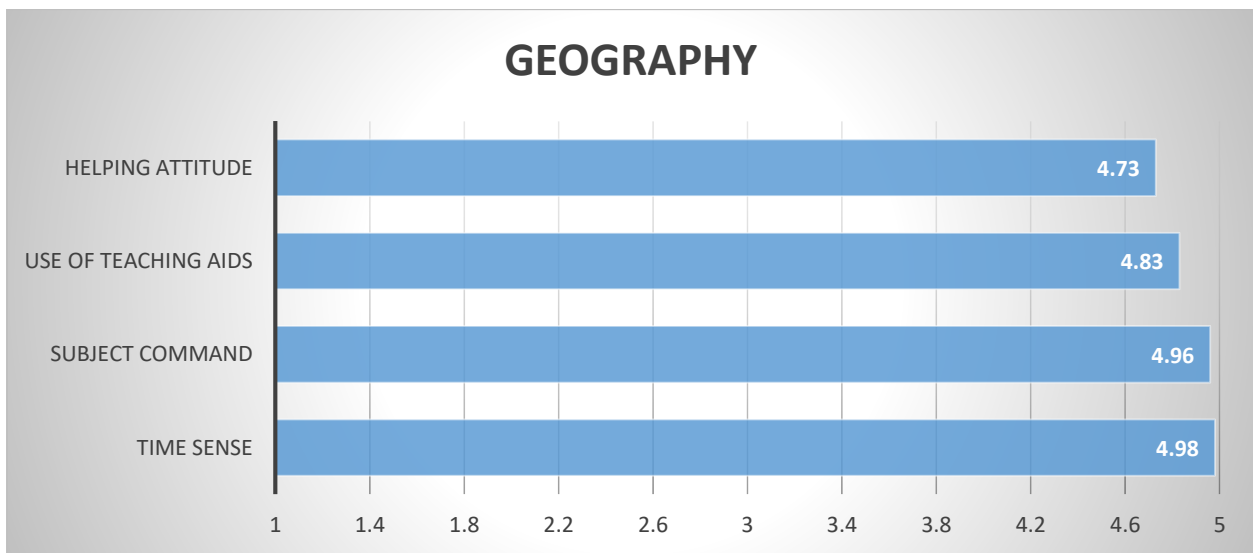
4.



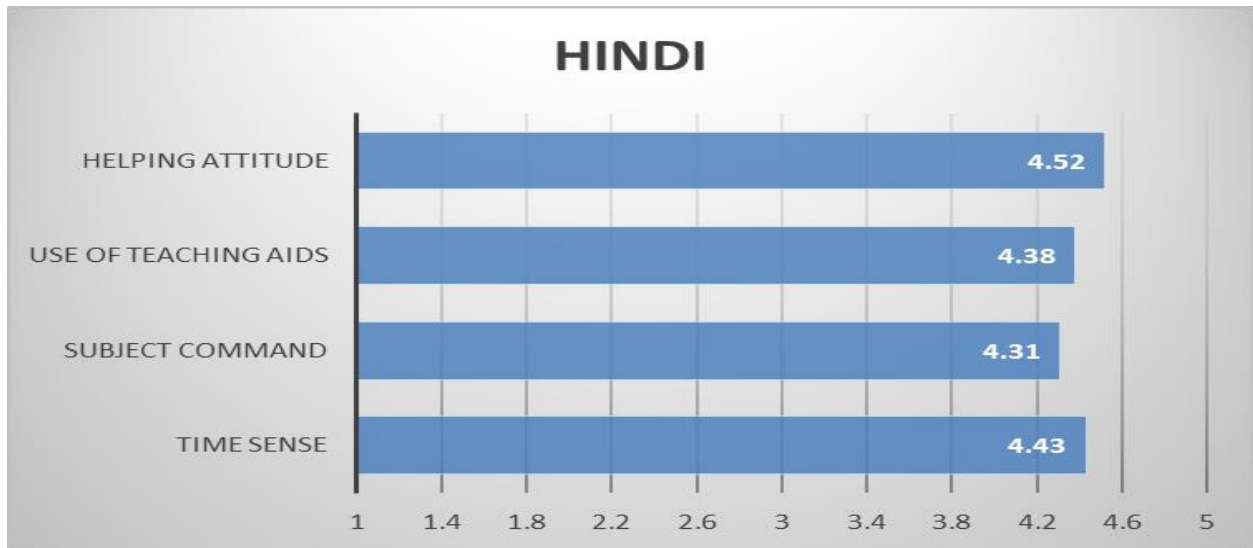
5.



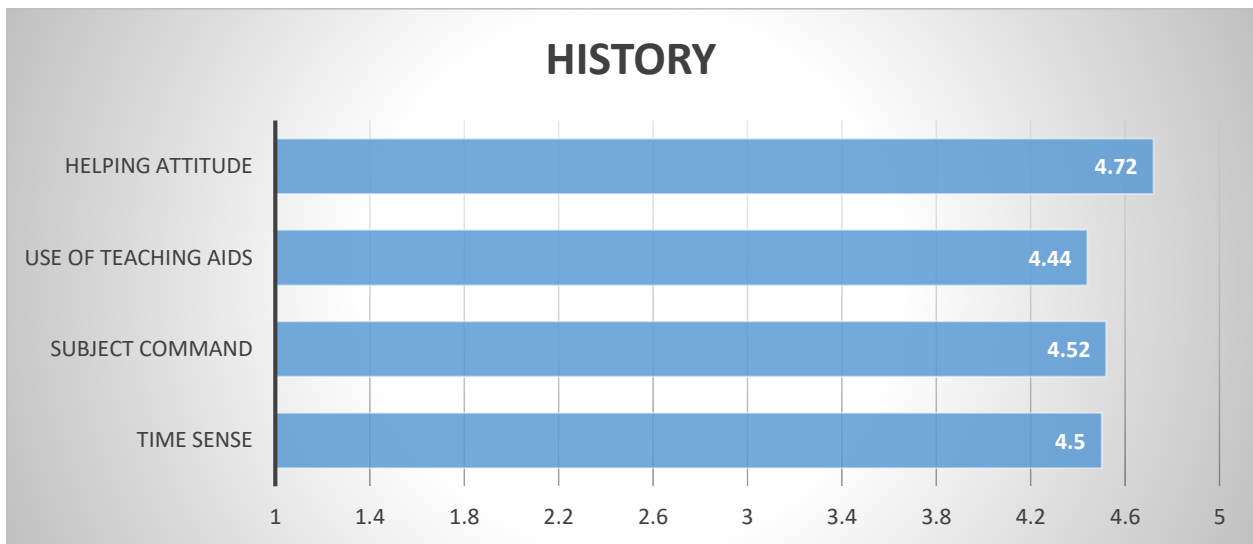
6.



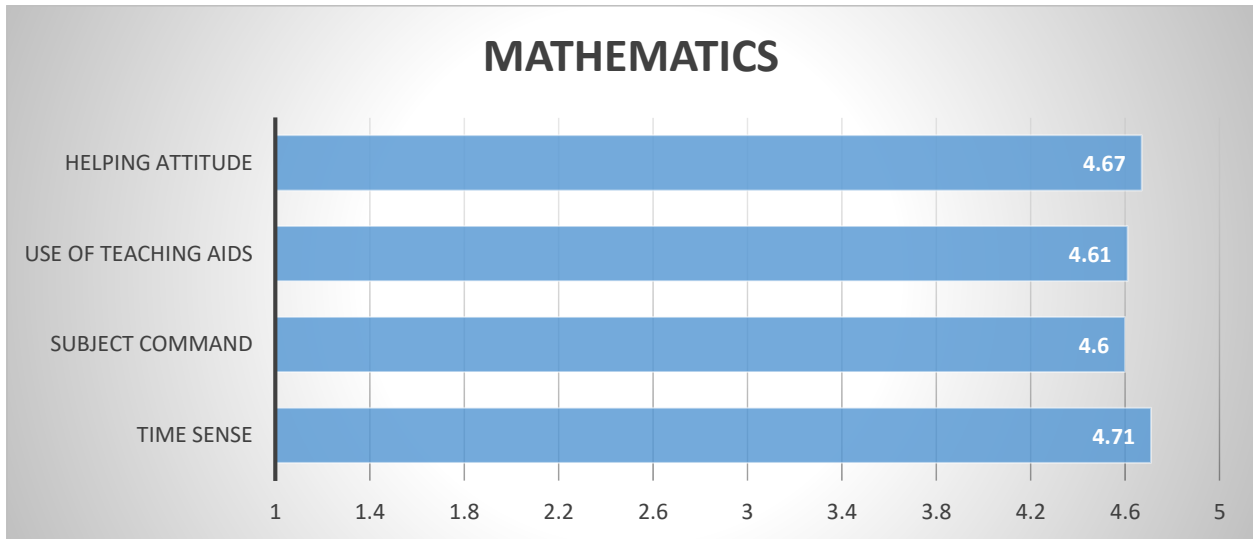
7.



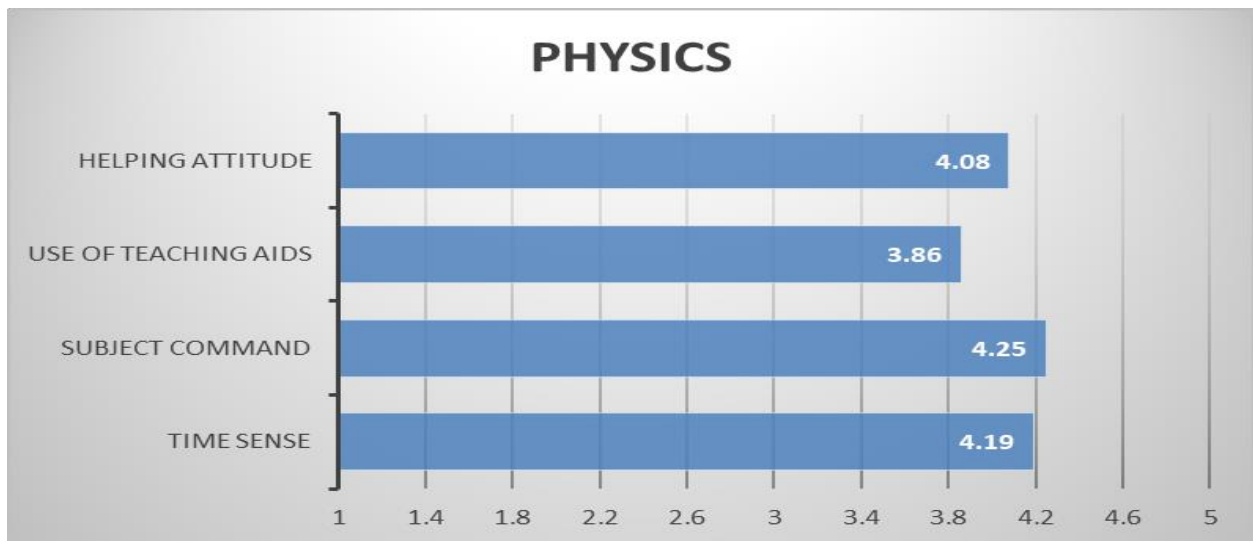
8.



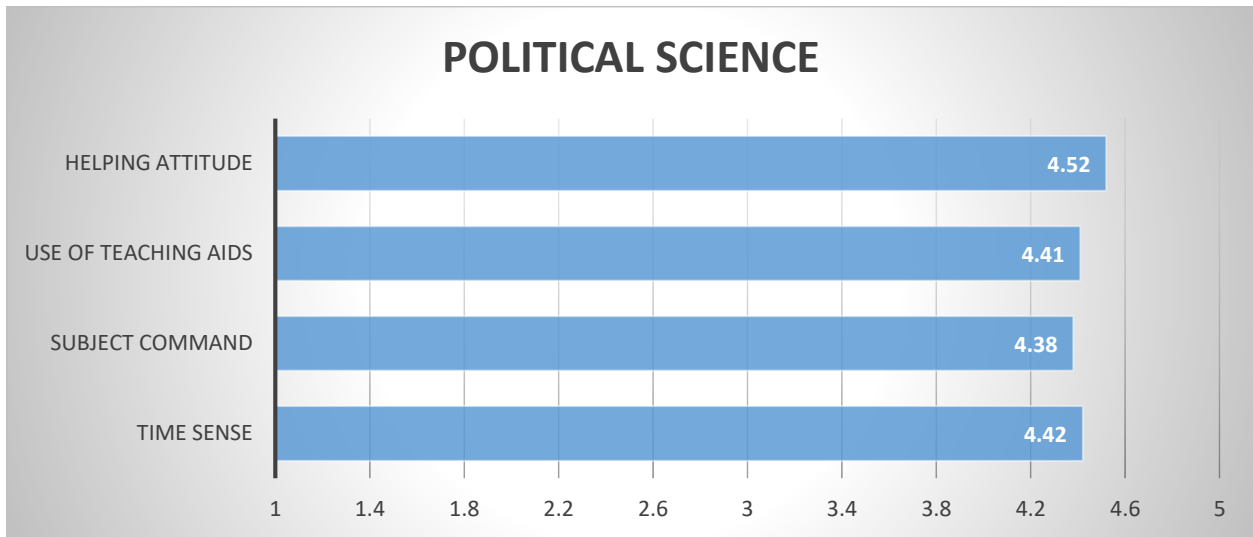
9.



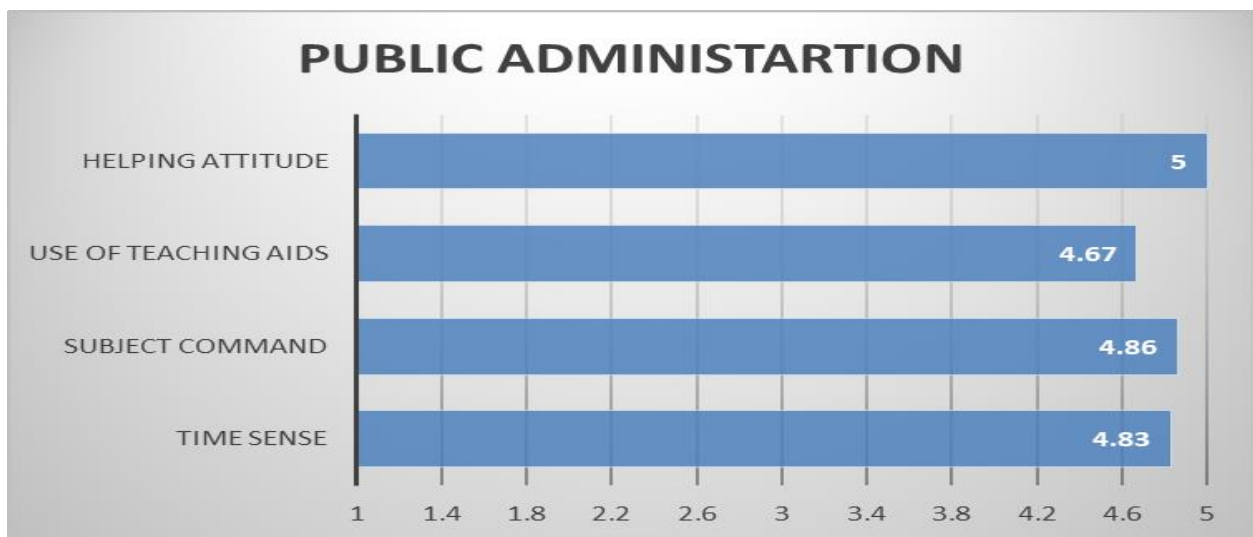
10.



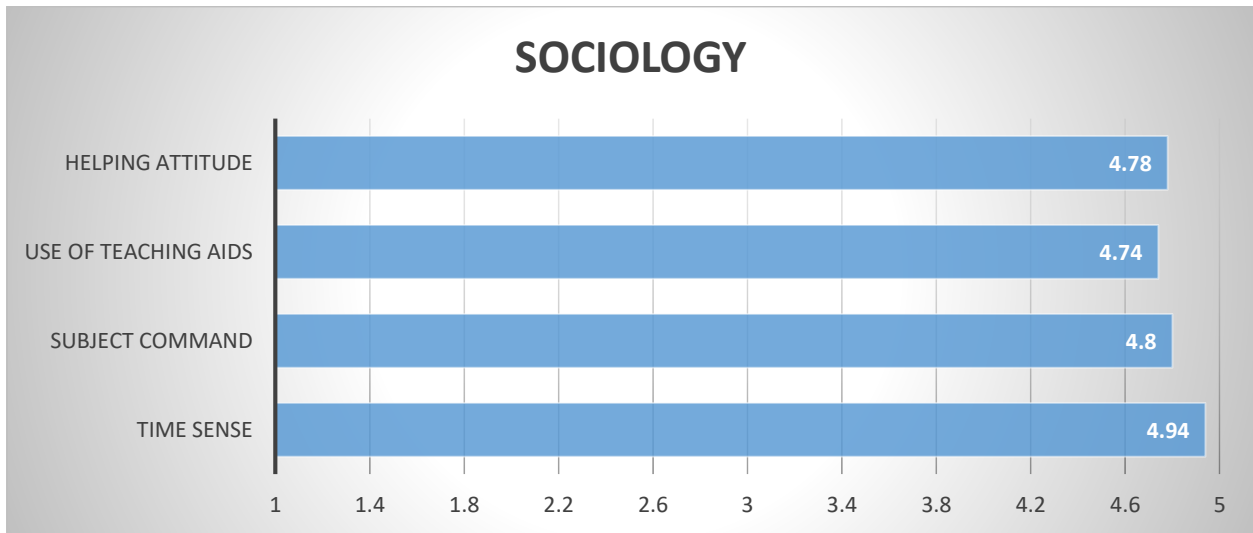
11.



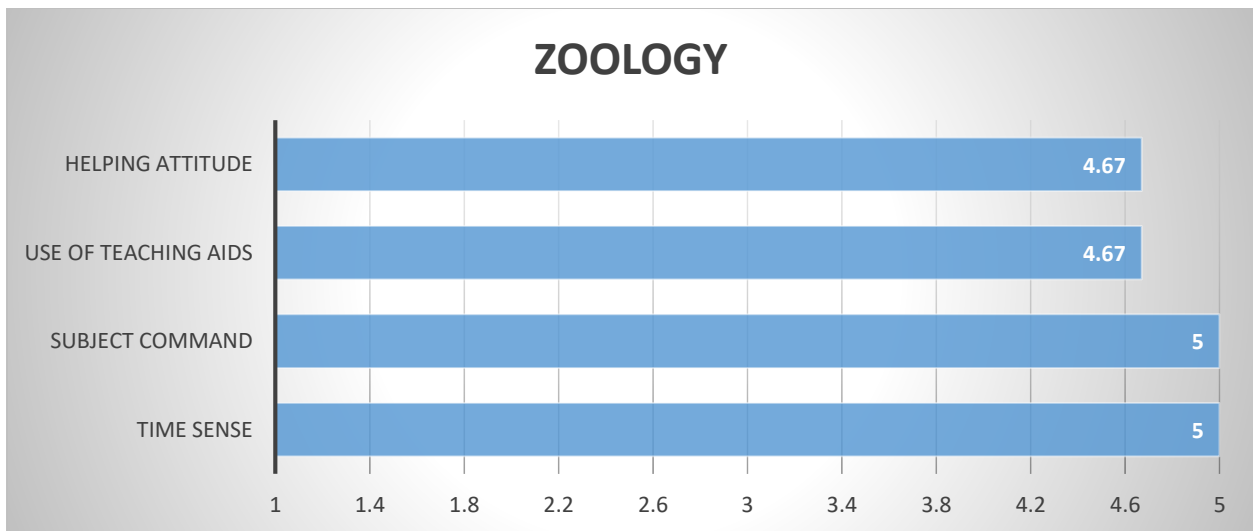
12.



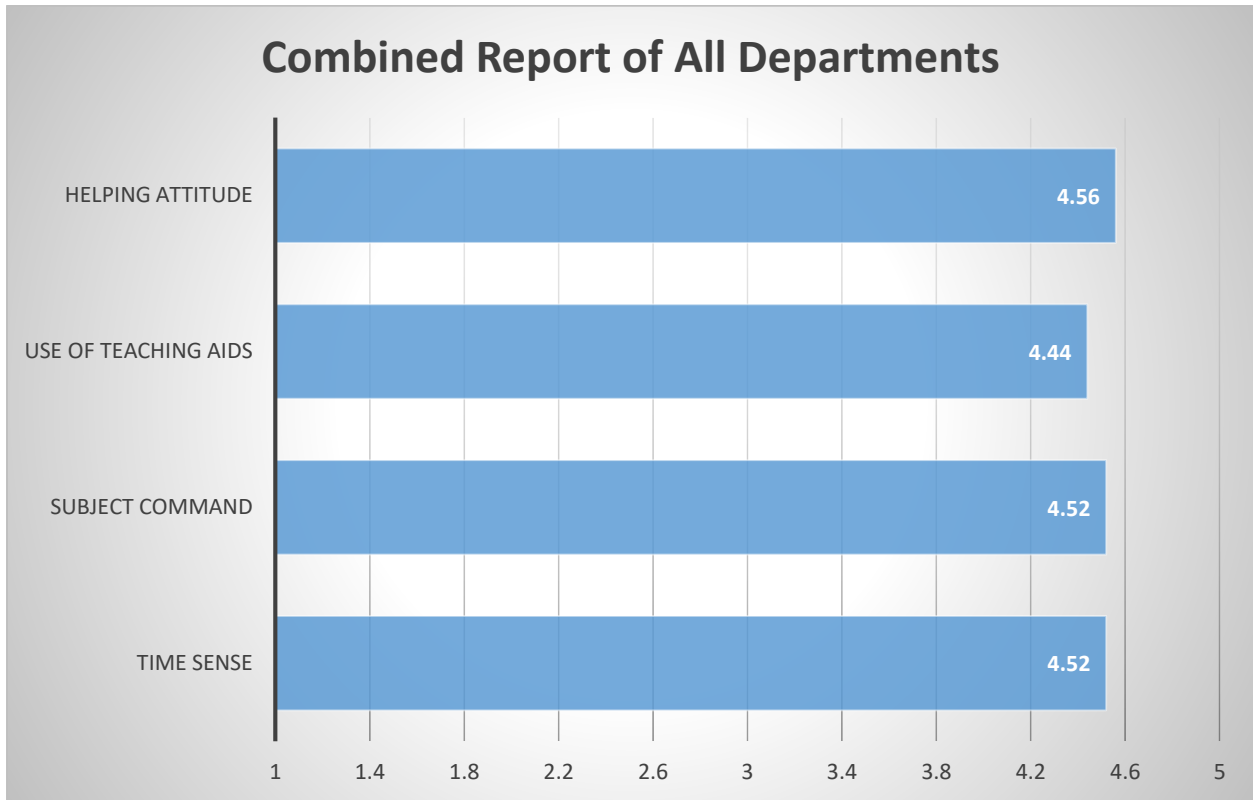
13.



14.



Graphical representation (Histogram) of combined report of all departments:



Conclusion

The survey conducted among 98 students from various departments at Government College Chowari provides valuable insights into the strengths and areas for improvement in the college's teaching-learning environment. The feedback collected will serve as a foundation for targeted actions aimed at improving student satisfaction and enhancing the overall quality of education at the institution. By addressing the issues highlighted in the survey, the college can create a more engaging, resourceful, and supportive environment for both students and faculty, thereby promoting academic excellence and personal growth.